

A Prospective Mapping of Environmental Impacts of Large Scale Photovoltaic Ground Mounted Systems Based on the CdTe Technology at 2050 Time Horizon

Camille Marini, Isabelle Blanc, Parikhith Sinha, Andreas Wade

► **To cite this version:**

Camille Marini, Isabelle Blanc, Parikhith Sinha, Andreas Wade. A Prospective Mapping of Environmental Impacts of Large Scale Photovoltaic Ground Mounted Systems Based on the CdTe Technology at 2050 Time Horizon. 29th European Photovoltaic Solar Energy Conference and Exhibition, Sep 2014, Amsterdam, Netherlands. pp.3394-3398 - ISBN 3-936338-34-5, 10.4229/EUPVSEC20142014-5DV.3.38 . hal-01088508

HAL Id: hal-01088508

<https://hal-mines-paristech.archives-ouvertes.fr/hal-01088508>

Submitted on 1 Dec 2014

HAL is a multi-disciplinary open access archive for the deposit and dissemination of scientific research documents, whether they are published or not. The documents may come from teaching and research institutions in France or abroad, or from public or private research centers.

L'archive ouverte pluridisciplinaire **HAL**, est destinée au dépôt et à la diffusion de documents scientifiques de niveau recherche, publiés ou non, émanant des établissements d'enseignement et de recherche français ou étrangers, des laboratoires publics ou privés.

A PROSPECTIVE MAPPING OF ENVIRONMENTAL IMPACTS OF LARGE SCALE PHOTOVOLTAIC GROUND MOUNTED SYSTEMS BASED ON THE CDTE TECHNOLOGY AT 2050 TIME HORIZON

Camille Marini, Isabelle Blanc, Parikhit Sinha, Andreas Wade

MINES ParisTech, PSL Research University - Observation, Impacts, Energy Center. CS 10207 - F-06904 Sophia-Antipolis France. camille.marini@mines-paristech.fr, isabelle.blanc@mines-paristech.fr

First Solar, USA, parikhit.sinha@firstsolar.com

First Solar, USA & EPIA, Germany, Andreas.wade@firstsolar.com

ABSTRACT: Environmental performances of PV systems are likely to evolve in the future due to significant technological improvements of the systems, to less energy intensive manufacturing processes as well as a shift towards less carbon-intensive energies for electricity mix. In spite of the complexity to estimate these changes with accuracy, projections are available based on scenarios representing different levels of improvements. Based on these scenarios, prospective environmental impacts and electricity production of large scale PV systems are assessed. This paper focuses on GHG performance of large scale photovoltaic ground mounted systems based on the Cadmium Telluride (CdTe) technology. We compare the current (2011-2013) and prospective (at 2050 time horizon) GHG performance of such PV systems under different scenarios accounting for technological improvements, future electricity mixes, and module manufacturing origin. A significant decrease in GHG performance is to be found for the prospective scenarios compared to the current situation ranging from 50 up to 80% depending on the scenarios. Prospective technological improvement seems to induce more uncertainties than prospective electricity mixes involved in manufacturing the modules.

Keywords: Life Cycle Assessment, CdTe, large-scale ground-mounted installation, Environmental Effect

1 INTRODUCTION

Worldwide annual photovoltaic (PV) power generation is projected to be multiplied nearly by a factor of 200 from 2010 to 2050 in the utility sector, going from 8 TWh to 1498 TWh [1]. This increase should contribute to the reduction in greenhouse gases (GHG) emissions related to electricity generation. This reduction is required to limit the observed climate change due to the anthropogenic activity [2]. Although GHG emissions of PV systems are close to zero during their utilization, GHG are emitted upstream (system manufacturing and installation) and downstream (end-of-life). Assessing the environmental impact related to these GHG emissions, combined with an evaluation of the life time electricity production, allows a comparison between different renewable energies or between different PV systems. This performance evaluation must be made using a life cycle approach, such as life cycle assessment (LCA). LCA studies of PV systems have pointed parameters mostly influencing the environmental performances of PV systems, such as the irradiation, or the electricity mix used in manufacturing processes [3], [4], [5].

Environmental performances of PV systems are likely to evolve in the future, due to significant technological improvements of the systems themselves, of the manufacturing processes, which are foreseen to become less costly in energy, and due to the shift in the electricity mix toward less carbon-intensive sources of energy. In spite of the complexity to estimate these changes with accuracy, projections are available based on different scenarios representing different levels of improvements. Based on these scenarios, prospective environmental impacts and electricity production of large scale PV systems can be assessed. The prospective electricity

production depends on technological improvements, but also on the available solar resource related to the system localization. Assessing these prospective performances helps knowing in which proportion and where PV systems should be developed to maximize the electricity production while minimizing their environmental impacts.

This paper focuses on GHG performance of large scale photovoltaic ground mounted systems based on the Cadmium Telluride (CdTe) technology. We compare the current (2011-2013) and prospective (at 2050 time horizon) GHG performance of such PV systems under different scenarios accounting for technological improvements, future electricity mixes, and module manufacturing origin.

2 METHODS

To investigate the current and prospective GHG performance of PV systems, a parameterized LCA model is built. The main characteristics of this model are the following:

- Technological scope: 5MWp PV installation, ground-mounted with modules based on CdTe.
- Geographical scope: Europe.
- Temporal scope: 2011-2013 period and 2050 time horizon.
- Methodological scope: The GHG performance is defined by the ratio of the global warming impact of the system (in gCO₂eq) to the electricity produced over the life cycle (in kWh). The global warming impact is assessed with the global warming potential with a time horizon of 100 years (GWP 100yr) from the IPCC 2007 [2].

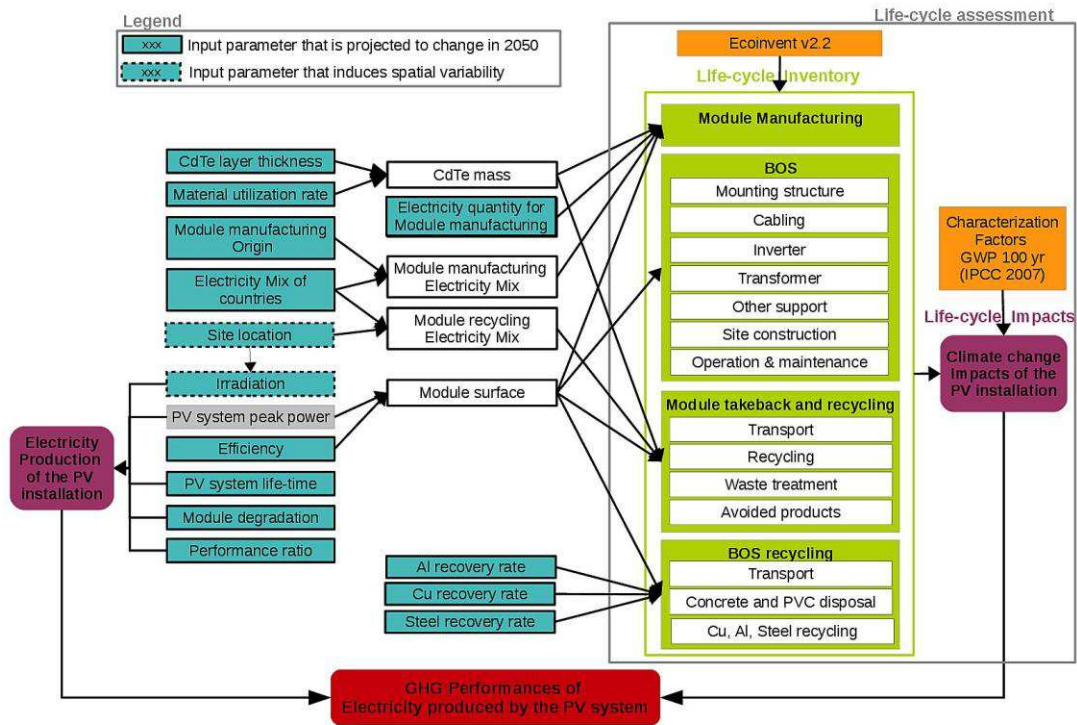


Figure I: parameterized LCA model of large-scale ground mounted PV systems based on CdTe

Table I: Parameters of the parameterized LCA model, and their current (2011-2013) and prospective values (around 2050).

Parameter	Current value	Prospective value
CdTe layer thickness (μm)	3 [6]	BAU:2 REAL:1 OPT:0.1 [6]
Material Utilisation rate (%)	55 [7]	BAU:70 REAL:85 OPT:99 [7]
Module Manufacturing origin	Germany, US, Malaysia	Germany, US, Malaysia, China
Electricity mix ($\text{gCO}_2\text{eq/MJ}$)	values for 2013 [8]	IEA scenarios for 2035: S1, S2, S3 [9]
Site location	Europe	
Irradiation ($\text{kWh/m}^2\text{/yr}$)	Helioclim 3 database (2011-2013) [10]	
Module efficiency (%)	11.7 [6]	BAU:17.7 REAL:19.9 OPT:22.7 [6]
Life Time (yr)	30 [6]	BAU:30 REAL:35 OPT:40 [6]
Degradation (%/yr)	0.5 [11]	
Performance Ratio (%)	0.8	
Electricity quantity for module manufacturing processes	0 (reduction percentage compared to current situation)	BAU:14 REAL:19 OPT:26 [6]
Metal recovery rates (%)	Al: 35, Cu: 40, steel :90 [12]	Al: 79, Cu: 76, steel:90 [13]

Figure 1 represents the parameterized LCA model. Blue boxes indicate input parameters. They correspond to:

- Parameters that are likely to evolve in the future (blue boxes with solid line), such as technological PV characteristics (module efficiency, life-time, semiconductor layer-thickness ...) and variables related to module manufacturing and recycling processes (electricity quantity, metals recovery rates, electricity mix)
- Parameters that are associated to spatial variability (blue boxes with dashed line), such as irradiation.

Values taken by input parameters are specified in Table I. Prospective values for 2050 are estimated under different scenarios for technological improvements and for future electricity mixes. We use the 3 technological scenarios defined by [6], corresponding to three levels of technological improvements: “BAU” (Business As Usual) with limited improvements, “REAL” with realistic improvements, and “OPT” with optimistic improvements. Scenarios for future electricity mixes are from the IEA [9]: 3 scenarios are provided based on different policy assumptions and resulting in different decline levels in carbon intensity: the “Current Policies scenario” (S1), the “New Policies scenarios” (S2), and the “450 scenario” (S3).

The number of parameters could be increased in a more refined model. For instance, transport of the system components is considered constant here, although it could be parameterized to account for the variability due to the site location.

The input parameters influence the LCI of considered systems. This LCI is made of four parts (Figure 1):

- Module manufacturing processes. Reference fluxes are based on data from first solar panel factories located in Germany, the US, and Malaysia.
- Balance of system (BOS), including fixed-mounting structure, cabling, inverters, transformers, other support structure (conduits and fittings, concrete pads and footings, and wood posts), operation and maintenance, and site construction. Reference fluxes were based on data from First Solar panel published in [14].
- Module takeback and recycling schemes. Reference fluxes are based on data from First Solar and published in [15].
- BOS recycling, including transport, metal recycling, and disposal of concrete and PVC. Reference fluxes are based on the BOS LCI and recycling assumptions derived from [12] and [13].

Background processes LCI are taken from the ecoinvent v2.2 database [16].

The electricity production over the life cycle (EP) is evaluated with this formula:

$$EP = \sum_{i=0}^{N-1} PR \times P_p \times GTI \times (1 - d)^i$$

with PR being the performance ratio, Pp the nominal power, GTI being the yearly global tilted irradiation, d the degradation rate, and N the system life-time. The irradiation is an important parameter that induces a large variability of electricity generation capacity.

3 RESULTS AND DISCUSSIONS

GHG performances are evaluated by applying the parameterized LCA model to values of input parameters specified in Table I for the current and future situation under different prospective scenarios.

Reduction percentage between the current and future situations are summarized in Table II depending on the different scenarios for technological improvements (BAU, REAL, OPT) and for future electricity mixes (S1, S2, S3). For each scenario combination, ranges correspond to differences in module manufacturing origin.

Table II: summary of reduction in prospective GHG performances as compared to the current situation.

Scenario	BAU	REAL	OPT
S1	48-56%	61-67%	70-75%
S2	52-59%	63-69%	72-77%
S3	61-69%	71-76%	77-82%

Figure 2 shows the current and prospective GHG performances for the REAL scenario for a yearly global tilted irradiation of 1800kWh/m²/yr (considering PV panels are inclined at an angle of 30° and face south), which would be a typical irradiation for South West of France. Error bars represent values obtained for the OPT and BAU scenarios. The 3 alternatives for the electricity mixes are considered (S1, S2 and S3) as well as the 3 countries of manufacturing. China has also been considered for comparison, although we had no reference fluxes for this module manufacturing origin. Non-parameterized data were taken from the Malaysian panel factory, and parameters were adapted to China (such as the electricity mix). Current GHG performances are ranging from 12 to 16 gCO₂eq/kWh and are foreseen to reach low values such as 4 gCO₂eq/kWh considering the best configuration for this specific irradiation (1800kWh/m²/yr). Such low levels are explained by the technological improvement in module efficiencies as well as the low carbon content for the manufacturing electricity. We can identify that the largest differences between all prospective scenarios are due the technological enhancement of the pathway (reduction between the BAU and OPT scenarios are higher than between the S1 and S3 scenarios in Table II).

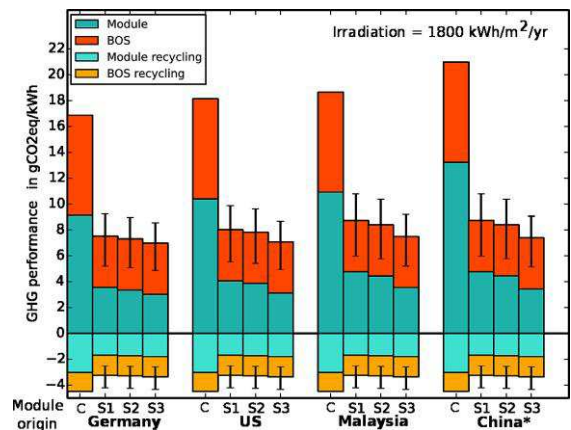


Figure 2: Current (C) and prospective GHG performances

Figure 3 shows a map of prospective GHG performance under the S2 and REAL scenarios (average scenario among the proposed scenarios), with module manufactured in Germany. As expected, the best performances are found for southern Europe with GHG values as low as 2 gCO₂eq/kWh. Performances for Northern Europe for large scale PV CdTe Technology are however still very low (around 6 gCO₂eq/kWh for Germany).

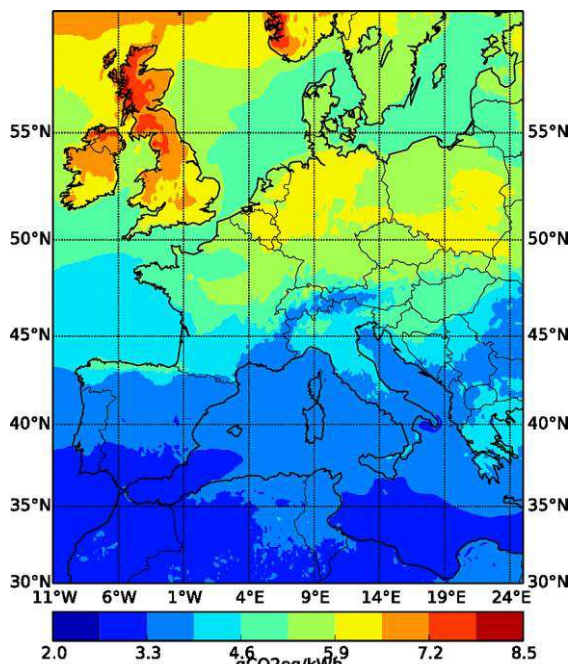


Figure 3: GHG performance for the REAL and S2 scenarios for module manufactured in Germany (considering that panels are inclined at an angle of 30° and face South).

4 CONCLUSION AND PERSPECTIVE

Based on prospective scenarios accounting for technological improvement, electricity mixes evolution and various CdTe module manufacturing origin, we compare the GHG performance of large scale PV ground mounted systems (5MWp) with the current situation. By coupling the LCA parameterized model to average European annual solar irradiation, we are able to provide European GHG performances maps. Based on these results we highlight the following key points:

- A significant decrease in GHG performances is to be found for the prospective scenarios compared to the current situation ranging from 50 to 80% depending on the scenarios.
- Prospective technological improvements seem to induce more uncertainties than prospective electricity mixes. Further investigations should be initiated by running a global sensitivity approach to identify the order of importance among the different parameters (technological, location and pathway scheme) to support decisions makers in the development of the PV pathway. A first attempt has been realized in [17] for residential PV systems.
- Refinement of the parameterized LCA model for large scale CdTe PV systems is to be undertaken with

additional parameters (e.g. transport scheme, enhanced recycling scenarios)

ACKNOWLEDGMENT

This research has been undertaken with the support of the French Environment and Energy Management Agency (ADEME).

REFERENCES

- [1] International Energy Agency. Technology roadmap: solar photovoltaic energy. Technical report, (2010).
- [2] International Panel of Climate Change. Climate change 2007. IPCC fourth assessment report. the physical science basis. Technical report, (2007).
- [3] Pacca, S., Sivaraman, D., Keoleian, G.A. Parameters affecting the life cycle performance of PV technologies and systems. *Energy Policy*, 35 (2007) 3316–3326.
- [4] Blanc I., Beloin-Saint-Pierre D., Payet J., Jacquin P., Adra N., Mayer D. Espace-PV: Key Sensitive Parameters for Environmental Impacts of Grid-Connected PV Systems With LCA., (2008) in 23rd European Photovoltaic Solar Energy Conference and Exhibition, Valencia : Spain.
- [5] Marini C., Blanc I., Padey P., Le Boulch D. Assessing the prospective environmental of PV systems based on a simplified LCA model. SETAC Europe 24th meeting (2014).
- [6] Itten, R., Wyss, F., and Frischknecht, R.. LCI of the global crystalline photovoltaics supply chain and of future photovoltaics electricity production. Technical report, Treeze Ltd, Uster, Switzerland (2014).
- [7] Marwede, M. and Reller, A. Future recycling flows of tellurium from cadmium telluride photovoltaic waste. *Resources, Conservation and Recycling* 69 (2012) 35–49.
- [8] International Energy Agency. Electricity mix statistics (2013).
- [9] International Energy Agency. World energy outlook. Technical report, (2011).
- [10] Blanc, P., Gschwind, B., Lefevre, M., and Wald, L. The helioclim project: Surface solar irradiance data for climate applications. *Remote Sensing* (2011), 3(2) 343–361.
- [11] Strelvel N., Trippel L., Kotarba C. Improvements in CdTe module reliability and long-term degradation through advances in construction and device innovation. *Photovoltaic international*, 22nd edition (2014).
- [12] Beylot, A., Payet, J., Puech, C., Adra, N., Jacquin, P., Blanc, I., and Beloin-Saint-Pierre, D.. Environmental impacts of large-scale grid-connected ground-mounted pv installations. *Renewable Energy* 61 (2014) :2–6.
- [13] Bergesen, Joseph D., et al. "Thin-Film Photovoltaic Power Generation Offers Decreasing Greenhouse Gas Emissions and Increasing Environmental Co-benefits in the Long Term." *Environmental science & technology* 48.16 (2014) 9834-9843.
- [14] Sinha, P., & de Wild-Scholten, M.. Life Cycle Assessment of Utility-Scale CdTe PV Balance of Systems. In 27th European Photovoltaic Solar Energy Conference, Frankfurt (2012).
- [15] Sinha, P., Cossette, M., & Ménard, J. F. End-of-life CdTe PV recycling with semiconductor refining, at 27th EU PVSEC, Frankfurt, Germany, (2012).
- [16] Hischier, R.; Weidema, B.; Althaus, H.-J.; Bauer, C.; Doka, G.; Dones, R.; Frischnecht, R.; Jungbluth, N.; Nemecek, T.; Primas, A.; Wernet, G. *Ecoinvent database*

V 2.2; Swiss Centre for Life Cycle Inventories, (2009).
[17] Marini C., and Blanc I. Towards prospective Life Cycle Assessment: how to identify key parameters inducing most uncertainties in the future? Application to photovoltaic systems installed in Spain. *Computational Science and Its Applications–ICCSA 2014*. Springer International Publishing, (2014).